



**BANYAN
BATIKS**

BY NORTHCOTT

SOLARE Block of the Month

By Bound To Be Quilting

Available exclusively from Banyan Batiks



Solare BOM

By Bound To Be Quilting

Available exclusively from Banyan Batiks

12 Month Program
Finished size: 99" x 99"
Skill level: Intermediate
Pattern: BBOM22
Shop Kit: BSHOPKIT22
Precut Kit: KTSOLARE22



Fabric delivery to stores: **November 2022**
Program start date: **January 2023**
Shop Kit order cut-off: **June 30, 2022**
Bulk fabric order cut-off: **July 31, 2022**
Shop Kit delivery to stores: **October 2022**
Precut Kit delivery to stores: **December 2022**

ABOUT THE PROGRAM

The SOLARE BOM Program includes:

Shop Kit:

- Fabrics for one quilt top and binding, backing not included
- Complete pattern including cutting charts and/or diagrams by fabric and month
- BONUS PROJECT included in the pattern (shown on page 5)
- Special message from Bound To Be Quilting
- Detailed description of techniques and monthly teaching plan
- List of add-on sales suggestions
- Shop posters & hand-out postcards for shops who have signed up for the program to promote the program to their customers
- QR code to access exclusive monthly tutorials for shops and consumers

Precut Kit:

- Fabrics for one quilt top and binding, backing not included
- Complete pattern
- QR code to access exclusive monthly tutorials

Exclusive Tutorials:

- QR code allowing access to exclusive monthly tutorials will be included on the back cover of the BOM pattern, providing access to shops and consumers participating in the program. A tutorial will also be included for the bonus 'Companion Block' project.

Promotion:

- Social media promotion by Bound To Be Quilting to begin in May 2022, on their social platforms
- Banyan Batiks will support the program with a social media campaign and monthly prize draws, beginning in Nov 2022
- Exclusive eblasts with marketing support and BOM details for participating shops.
- Digital marketing support will be provided to logged in shops in the resources section of www.BanyanBatiks.com
- For more information and to follow along with any Solare BOM promotions, visit the below websites and social media pages:
Banyan Batiks
www.banyanbatiks.com
Facebook & Instagram: Banyan Batiks
- Bound to be Quilting**
www.bound-to-be-quilting.myshopify.com
Facebook & Instagram: Bound to be quilting



81000-137

81600-93

81000-649

81600-59

81600-58

81600-11

81000-386

81000-384

81600-90

81600-43

81300-63

81000-1016

81300-87

81200-49

81600-85

81600-29

Bonus Project!



Use your leftover fabric to make this bonus Companion Block as a great way to accessorize your room to match your new quilt. Use it as a throw pillow or turn it into a wall hanging. Complete instructions for this project are included in the pattern. Finished size is 24" x 24".

Message from Bound To Be Quilting:

The Solare BOM pattern has multiple blocks that are a little more challenging, but wouldn't be considered difficult. We think this quilt will appeal to "intermediate" quilters. For the coloration of this quilt, we strove for an earth and sky look using browns, oranges and greens that reflect nature, with the blues and golds of the heavens; a combination that should be pleasing to both men and women.

See reverse for more information on Bound To Be Quilting



12 MONTH PROGRAM

Month 1
Hidden Star



2 Blocks

Month 2
Memory



2 Blocks

Month 3
King's Crown One



8 Blocks

Month 4
Christmas Star & King's Crown Two



1 Block

4 Blocks

Month 5
Starburst



2 Blocks

Month 6
Dog Tooth Violet



2 Blocks

Month 7
Prairie Queen



4 Blocks

Month 8
King's Crown Three



12 Blocks

Month 9

Fifty-Four-Forty or Fight (Large)



8 Blocks

Month 10

Sawtooth Star, 1904 Star, & Circling Swallows



1 Block each

Month 11


Fifty-Four-Forty or Fight (Small)



8 Blocks

Month 12 Finishing

Eight Pointed Star & Roman Stripe



1 Block


















16 Blocks

Assembling the quilt including 32 Border Blocks

To view the Solare BOM,
Visit www.BanyanBatiks.com



FABRIC REQUIREMENTS: 6 - 24 KITS
















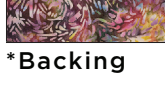

| | SOLARE BOM | One Project | 6 Kits 12yd bolts | 12 Kits 12yd bolts | 18 Kits 12yd bolts | 24 Kits 12yd bolts |
|---|--------------------------|-------------|----------------------|-----------------------|-----------------------|-----------------------|
|  | 81000-1016 Ketan | 3/4 | 1 | 1 | 2 | 2 |
|  | 81000-137 Ketan | 1 | 1 | 2 | 2 | 3 |
|  | 81000-384 Ketan | 3/4 | 1 | 1 | 2 | 2 |
|  | 81000-386 Ketan | 1/2 | 1 | 1 | 1 | 2 |
|  | 81000-649 Ketan | 4 1/2 | 3 | 5 | 7 | 10 |
|  | 81200-49 Classics | 1 3/4 | 1 | 2 | 3 | 4 |
|  | 81300-63 Shadows | 1 | 1 | 2 | 2 | 3 |
|  | 81300-87 Shadows | 3/4 | 1 | 1 | 2 | 2 |
|  | 81600-11 Banyan BFFs | 1 3/4 | 1 | 2 | 3 | 4 |
|  | 81600-29 Banyan BFFs | 1 1/4 | 1 | 2 | 2 | 3 |
|  | 81600-43 Banyan BFFs | 1 1/4 | 1 | 2 | 2 | 3 |
|  | 81600-58 Banyan BFFs | 1 1/4 | 1 | 2 | 2 | 3 |
|  | 81600-59 Banyan BFFs | 1 | 1 | 2 | 2 | 3 |
|  | 81600-85 Banyan BFFs | 1/2 | 1 | 1 | 1 | 2 |
|  | 81600-90 Banyan BFFs | 4 1/4 | 3 | 5 | 7 | 9 |
|  | 81600-93 Banyan BFFs | 3/4 | 1 | 1 | 2 | 2 |
|  | *81600-29 Banyan BFFs | 9 | 5 | 10 | 14 | 18 |

*Backing

NOTE: Total yardage to make quilt top AND bonus project

Qualifies for Sweet 16 Deal

FABRIC REQUIREMENTS: 30 - 100 Kits

| | SOLARE BOM | 30 Kits 12yd bolts | 36 Kits 12yd bolts | 48 Kits 12yd bolts | 60 Kits 12yd bolts | 100 Kits 12yd bolts |
|---|--------------------------|-----------------------|-----------------------|-----------------------|-----------------------|------------------------|
|  | 81000-1016 Ketan | 2 | 3 | 4 | 4 | 7 |
|  | 81000-137 Ketan | 3 | 4 | 5 | 6 | 9 |
|  | 81000-384 Ketan | 2 | 3 | 4 | 4 | 7 |
|  | 81000-386 Ketan | 2 | 2 | 3 | 3 | 5 |
|  | 81000-649 Ketan | 12 | 14 | 19 | 23 | 38 |
|  | 81200-49 Classics | 5 | 6 | 8 | 9 | 15 |
|  | 81300-63 Shadows | 3 | 4 | 5 | 6 | 9 |
|  | 81300-87 Shadows | 2 | 3 | 4 | 4 | 7 |
|  | 81600-11 Banyan BFFs | 5 | 6 | 8 | 9 | 15 |
|  | 81600-29 Banyan BFFs | 4 | 4 | 6 | 7 | 11 |
|  | 81600-43 Banyan BFFs | 4 | 4 | 6 | 7 | 11 |
|  | 81600-58 Banyan BFFs | 4 | 4 | 6 | 7 | 11 |
|  | 81600-59 Banyan BFFs | 3 | 4 | 5 | 6 | 9 |
|  | 81600-85 Banyan BFFs | 2 | 2 | 3 | 3 | 5 |
|  | 81600-90 Banyan BFFs | 11 | 13 | 18 | 22 | 36 |
|  | 81600-93 Banyan BFFs | 2 | 3 | 4 | 4 | 7 |
|  | *81600-29 Banyan BFFs | 23 | 27 | 36 | 45 | 75 |

*Backing

NOTE: Total yardage to make quilt top AND bonus project

Qualifies for Sweet 16 Deal

Mimi Hollenbaugh & Pat Syta



Mimi Hollenbaugh & Pat Syta
of Bound To Be Quilting

Mimi Hollenbaugh started quilting in 1983, and since then has almost never been without a project (or two or three) on the go. Her first love is applique, but she finds that she is drawn to many forms of quilting and needle work. She enjoys traveling with her Mom to needlework classes all over the country. Although Colorado became home in 1993, she and her family found themselves taking advantage of an opportunity to live and work in England for two years in 2002. That opportunity lasted for almost ten years (!) but in 2011 they returned to Colorado. While in the UK, besides working and teaching at Puddleduck's Quilt Shop, Mimi designed many quilts that were featured in British Patchwork and Quilting Fabrications magazines. Additionally, she co-authored and published a book of children's quilts in the UK entitled Good Night Sleep Tight.

Pat Syta started sewing when she was about twelve years old. In 1991, she began quilting when a friend she worked with talked her into taking her first quilting class. Pat was to make an eight-block sampler, but eight blocks weren't enough of a challenge, so Pat made an eighteen-block queen sized quilt, which she still sleeps under. The quilt bug hit hard. Two years after her first class, Pat began teaching at a local shop in Anchorage, Alaska. Teaching beginners is her specialty, but she loves traveling, teaching to all levels of students and taking challenging classes herself. Pat promptly became active in three guilds when moving to Colorado. Along with some friends, Pat started Parker Piecekeepers Quilt Guild in Parker, became Director of Quilt Colorado in 2012, and was Program Chair and President of Arapahoe County Quilters. Pat has authored two books: Bear's Paw Plus, published by Martingale, and Red at Night under her Piece by Piece Memories company.

Pat and Mimi met while working at, and designing for, a Colorado quilt shop. They started their company - Bound To Be Quilting - in 2016 and have been designing unique quilting patterns ever since.

www.bound-to-be-quilting.myshopify.com



Northcott USA

1050 Valley Brook Avenue
Lyndhurst, NJ 07071
1-800 223 6337
info2@northcott.com

Northcott Canada

101 Courtland Avenue
Vaughan, ON L4K 3T5
1-800 268 1466
info@northcott.com

04.2022