



# Itsy Bitsy Project Panel

By Deborah Edwards



DP24258-1 | On The Green | Multi




DP24260-1 | Letterpress | Multi



DP24274-1 | Cravings | Multi



DP24278-1 | Canadian Classics | Multi




DP24259-1 | Unicorn Magic | Multi




DP24262-1 | Little Genius | Multi





**DP24273-1** | Celebrate | Multi



**DP24261-1** | Bundle of Love | Multi

# ITSY BITSY PROJECT PANEL

By Deborah Edwards

Itsy Bitsy Project panels are ideal for small projects as well as quilts, for novice sewists and connoisseur quilters alike. There are many new makers who purchased sewing machines at the beginning of the pandemic to make masks, to start a new hobby or revisit an old. Many will be looking to cultivate their craft and use their new machine in the future. Itsy Bitsy Project panels offer variety and are an easy way to build a stash. Each panel includes nine coordinating designs in 12” x 14” blocks.

Make masks, gift bags, mug rugs, phone cases and shoe bags...placemats, hot pads or oven mitts...pencil cases or book bags. The possibilities are limitless!

Itsy Bitsy Project Panels are great for shops. They provide customers a variety of coordinated prints without the shop having to cut small yardages from multiple fabric bolts. It is also a great panel for a beginner class to teach basic sewing and quilting skills.